



WB2F 2D Code Scanner

Menu Sheet



Introduction

This document is collection of labels for setting the WB2F.

The setting values can be configured with reading labels.

For details, refer to Configuration item table in the WB2F 2D Code Scanner User's Manual (B-1952)

Attention

- IDEC Corporation holds all rights related to this manual. Unauthorized duplication, reproduction, sales, transfers, or leasing without the express consent of IDEC is prohibited.
- The content of this manual may change without prior notification.
- We have taken all possible measures with the content of this product, but if you notice any portions that are unclear, or any mistakes, please contact the dealer where purchased or an IDEC sales representative.
- Please note that IDEC can not guarantee the performance of the WB2F which is configured with this document.

Note for printing

Make the print quality of labels be fine if you use the labels printed.

If the print quality of labels is not enough to read, it may not be able to read labels or it may erroneously read them

Related manuals

Manuals related to the WB2F are as follows. Refer to them together with this manual.

All related manuals are available for download from our website.

Type	Manual name	Details
B-1962	WB2F 2D Code Scanner Menu Sheet (this manual)	Explains about menu sheet.
B-1945	Instruction Sheet: WB2F 2D Code Scanner	Included with the product.
B-1946	Instruction Sheet: WB9Z-CU100 Communication Unit	Included with the product.
B-1952	WB2F 2D Code Scanner User's Manual	Gives an overview of the functions and capabilities of the WB2F, and instructions on its use.
B-1960	WB2F 2D Code Scanner PLC Connection User's Manual	Explains about PLC Connection.
B-1964	WB9Z-CU100 Communication Unit User's Manual	Gives an overview of the functions and capabilities of the communication unit as well as instructions on its use.

Contents

Introduction.....	2
Related manuals.....	2
About document.....	5
Setting method	6
1. Initialize and mode swithing	8
2. RS-232 settings	9
3. External Output settings	13
4. External Input Settings	20
5. Status LED settings.....	24
6. Operation button settings.....	33
7. Symbol Reading	34
8. Reading Parameter Changeover Function Parameter Table 0.....	109
9. Capture Function	136
10. Auto-tuning function	141
11. Output data additional information	160
12. Command alias	177
13. Communication command Function	178
14. Decoder common.....	182
15. Decoder Code39	183
16. Decoder Codabar (NW7)	188
17. Decoder Interleaved 2of5	195
18. Decoder Standard 2of5.....	199
19. Decoder Matrix2of5	203
20. Decoder IATA 2of5	206
21. Decoder Coop2of5	209
22. Decoder Scode.....	212
23. Decoder Chinese Post Matrix	216
24. Decoder UPC-A	219
25. Decoder UPC-E0	224
26. Decoder UPC-E1	229
27. Decoder EAN-13	234
28. Decoder EAN-8	242
29. Decoder Code128.....	246
30. Decoder GS1-128	248
31. Decoder Code93	251
32. Decoder MSI/Plessey	253
33. Decoder Italian Pharmacy (Code32)	257
34. Decoder CIP39	258
35. Decoder Tri-Optic.....	259
36. Decoder TELEPEN.....	260
37. Decoder Code11	262
38. Decoder GS1 Databar Expanded.....	266

39. Decoder GS1 Databar Expanded stack	267
40. Decoder PDF417	268
41. Decoder Micro PDF417	269
42. Decoder DataMatrix.....	270
43. Decoder QR Code	272
44. Decoder Micro QR Code.....	273
45. Decoder COMPOSITE CC-A/CC-B/CC-C.....	274
46. Decoder JAPAN postal	277
47. Hexadecimal input	278
Revision history	282

About document

This document is collection of labels for setting the WB2F.
 You can change or save the setting values by reading labels.
 There are two kinds of labels. One is "Setting", another is "Save".

(e.g.)

WB2F Menu Sheet RS-232 settings

2. RS-232 settings

● Communication speed

 600bps	 1,200bps
 2,400bps	 4,800bps
 9,600bps	 19,200bps

Save

IDEBC 9

"Setting" label
The currently setting values can be changed.

Default
The setting values that have black background mean the factory defaults.

"Save" label
The currently setting values can be saved.

- You can use this menu sheet easily without anything special.
- Install the WB2F and the label in the optimal reading position, according to read labels properly.
For details of installation, refer to "Field of view/characteristics" of the WB2F 2D Code Scanner User's Manual (B-1952).
- Reading is performed once for one reading request.
- Label reading will be stopped when reading succeeded once in "Multi-read".

Setting method

[Basic]

● Changing setting values


The setting values can be changed by reading the "Setting" label.
You can start reading by the READ/ENTER button.

● Saving setting values

The setting values can be saved by reading the "Save" label. You can start reading by the READ/ENTER button. If you turn off (including reset) the WB2F or switch mode without reading the "Save" label, the changed setting values will not be applied.


● Initialize and mode swithing

• Initialize


The WB2F setting values will be initialized to the factory defaults by reading  "Initialize" label on page 8 in maintenance mode.

• Mode swithing

[Maintenance mode]

The WB2F will switch to maintenance mode by reading  "Maintenance mode" label on page 8.

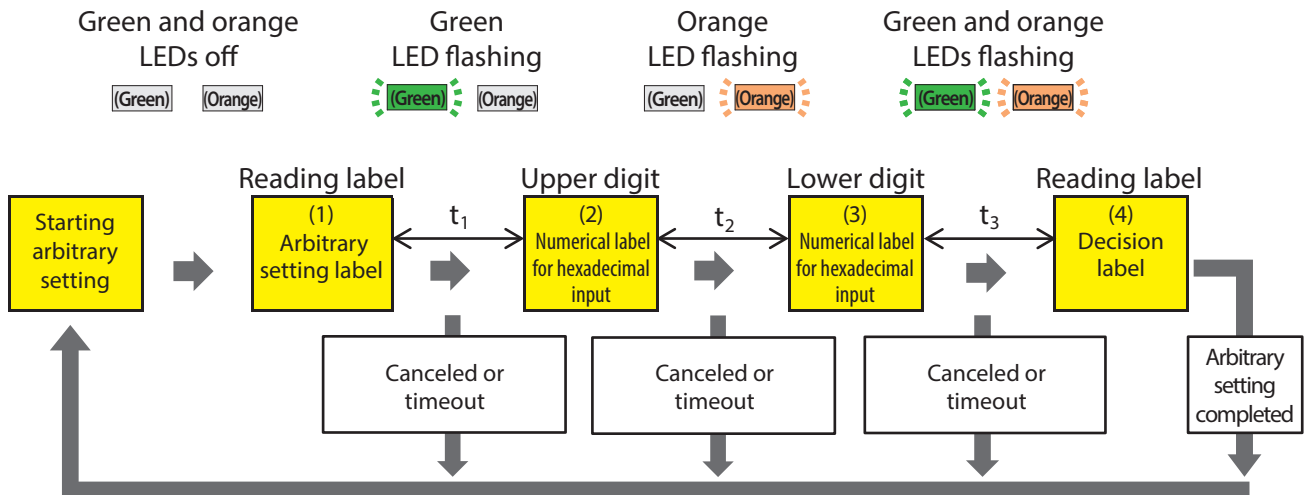
[Slave mode]

The WB2F will switch to slave mode by reading  "Slave mode" label on page 8.

[Advanced]

● Changing the setting values

If you use setting values other than in this menu sheet, you can flexibly change the setting values by reading "Arbitrary setting" label and "Hexadecimal input" label on [Page 278](#).



(1) Read the "Arbitrary setting" label
--> The status LED (green) will flash.

(2) Read the numerical label for hexadecimal input as upper digit.
--> The status LED (orange) will flash. And The status LED (green) will turn off.

(3) Read the numerical label for hexadecimal input as lower digit.
--> The status LEDs (green and orange) will flash.

(4) Read the decision label for completing.
--> The status LEDs (green and orange) will turn off.

* Read labels as t_1 , t_2 and t_3 is within 10s each. If t_1 , t_2 or t_3 is over 10s, the changing setting values will be canceled by timeout. And then, the status will go back to starting arbitrary setting.

* If you read the "Cancel label" between "(1) Arbitrary setting" label reading to "(4) Decision label" reading, the changing setting values will be canceled. And then, the status will go back to "Starting arbitrary setting".

(e.g.) The setting value of ["OUT0 duration"](#) on [page 14](#) can be changed to 1,500ms.

- (1) Read the "Arbitrary setting" label.
- (2) Read the "9" label in the hexadecimal input.
- (3) Read the "6" label in the hexadecimal input.
- (4) Read the "Decision" label in the hexadecimal input.

1. Initialize and mode swithing



"Initialize"

The WB2F setting values will be initialized to the factory defaults.

*If this label is read in maintenance mode, the WB2F settings will be initialized to the factory defaults.



"Maintenance mode"

The WB2F will switch to maintenance mode.

*The status LEDs (red/orange/green) will all flash (2 seconds on, 2 seconds off) when switching to maintenance mode.



"Slave mode"

The WB2F will switch to slave mode.

*The status LEDs (red/orange/green) will turn off when switching to slave mode.

2. RS-232 settings

● Communication speed



600bps



1,200bps



2,400bps



4,800bps



9,600bps



19,200bps



Save

● Communication speed



38,400bps



57,600bps



115,200bps

● Data length



7bits



8bits



Save

● Parity



NONE



EVEN



ODD

● Stop bits



1bit



2bits



Save

● Flow control



None



CTS/RTS



Save

3. External Output settings

● OUT0 Reading Linked Control



Disabled



OK Output Enabled

● OUT0 polarity



Positive Logic



Negative logic



Save

● OUT0 duration



Infinity




100ms



500ms



1,000ms



2,000ms



Arbitrary settings

Read the "Hexadecimal input" label of clause 47 after reading arbitrary setting label.



Save

● OUT1 Reading Linked Control



Disabled



NG Output Enabled

● OUT1 Polarity



Positive Logic



Negative logic



Save

● OUT1 duration



Infinity




100ms



500ms



1,000ms



2,000ms



Arbitrary settings

Read the "Hexadecimal input" label of clause 47 after reading arbitrary setting label.



Save

● **OUT2 Reading Linked Control**



Disabled




BUSY Output Enabled

● **OUT2 polarity**



Positive Logic



Negative logic



Save

● OUT2 duration



Infinity



100ms



500ms



1,000ms



2,000ms



Arbitrary settings

Read the "Hexadecimal input" label of clause 47 after reading arbitrary setting label.



Save

● **OUT3 Reading Linked Control**



Disabled



**FLASH Synchronous
output Enabled**

● **OUT3 polarity**



Positive Logic



Negative logic



Save

4. External Input Settings

● IN0 Control



Disabled



Reading Start

● IN0 active level



High



Low



Save

● IN0 Filter time



1ms



2ms



4ms



8ms



16ms



32ms

*To shorten the setting value may affect noise resistance, so fully evaluate this when using product.



Save

● IN1 Control



Disabled



Reading Stop

● IN1 active level



High



Low



Save

● IN1 Filter time



1ms



2ms



4ms



8ms



16ms



32ms

*To shorten the setting value may affect noise resistance, so fully evaluate this when using product.



Save

5. Status LED settings

- Status LED (green) reading linked control



Disabled



Enabled



Save

● Status LED (green) illumination pattern



OFF



ON



Flashing (high speed)



Flashing (medium speed)



Flashing (low speed)



Save

● Status LED (green) illumination time



Infinity



200ms



300ms



400ms



500ms




Arbitrary settings

Read the "Hexadecimal input" label of clause 47 after reading arbitrary setting label.



Save

● Status LED (red) reading linked control



Disabled



Enabled



Save

● Status LED (red) illumination pattern



OFF



ON



Flashing (high speed)



Flashing (medium speed)



Flashing (low speed)



Save

● Status LED (red) illumination time



Infinity



200ms



300ms



400ms



500ms



Arbitrary settings

Read the "Hexadecimal input" label of clause 47 after reading arbitrary setting label.



Save

● Status LED (orange) reading linked control



Disabled



Enabled



Save


● Status LED (orange) illumination pattern



OFF



ON



Flashing (high speed)



Flashing (medium speed)



Flashing (low speed)



Save

● Status LED (orange) illumination time



Infinity



200ms



300ms



400ms



500ms



Arbitrary settings

Read the "Hexadecimal input" label of clause 47 after reading arbitrary setting label.



Save

6. Operation button settings

● Reading start with READ/ENTER button



Disabled



Enabled

● Reading stop with SELECT button



Disabled



Enabled



Save

7. Symbol Reading

- Symbol Reading



Single read



Multi-Read
sequential output



Multi-Read
batch output



Save

● Reading Timeout




Infinity



2,000ms



3,000ms



4,000ms



5,000ms



Arbitrary settings

Read the "Hexadecimal input" label of clause 47 after reading arbitrary setting label.



Save

● Preventing Double Read Time



None



2,000ms



3,000ms



4,000ms



5,000ms



Arbitrary settings

Read the "Hexadecimal input" label of clause 47 after reading arbitrary setting label.



Save

● Reading start when power on



Disabled



Enabled



Save

● Decode Timeout



None



500ms



1,000ms



2,000ms



3,000ms



Arbitrary settings

Read the "Hexadecimal input" label of clause 47 after reading arbitrary setting label.



Save

● Number of symbols read



1



2



Arbitrary settings

Read the "Hexadecimal input" label of clause 47 after reading arbitrary setting label.

● Output mode



Output



Do not output



Save

● Reading Result Output Port



RS-232



USB



Save

● Reading Parameter Table Specification



Parameter table 0



Parameter table 1



Parameter table 2



Parameter table 3



Parameter table 4



Save

● Reading Parameter Table Specification



Parameter table 5



Parameter table 6



Parameter table 7



Sequence Mode



Save

● Sequence Table Number



1



2



3



4



5



Arbitrary settings

Read the "Hexadecimal input" label of clause 47 after reading arbitrary setting label.



Save

● Reading Success Sort



Disabled



Enabled



Save

● Sequence Table 0




Parameter table 0



Parameter table 1



Parameter table 2



Parameter table 3



Save

● Sequence Table 0



Parameter table 4



Parameter table 5



Parameter table 6



Parameter table 7



Save

● Sequence Table 1




Parameter table 0



Parameter table 1



Parameter table 2



Parameter table 3



Save

● Sequence Table 1



Parameter table 4



Parameter table 5



Parameter table 6



Parameter table 7



Save

● Sequence Table 2



Parameter table 0



Parameter table 1



Parameter table 2



Parameter table 3



Save

● Sequence Table 2




Parameter table 4



Parameter table 5



Parameter table 6



Parameter table 7



Save

● Sequence Table 3




Parameter table 0



Parameter table 1



Parameter table 2



Parameter table 3



Save

● Sequence Table 3




Parameter table 4



Parameter table 5



Parameter table 6



Parameter table 7



Save

● **Sequence Table 4**



Parameter table 0



Parameter table 1



Parameter table 2



Parameter table 3



Save

● Sequence Table 4




Parameter table 4



Parameter table 5



Parameter table 6




Parameter table 7



Save

● **Sequence Table 5**



Parameter table 0



Parameter table 1



Parameter table 2




Parameter table 3



Save

● Sequence Table 5



Parameter table 4



Parameter table 5



Parameter table 6



Parameter table 7



Save

● **Sequence Table 6**



Parameter table 0



Parameter table 1



Parameter table 2



Parameter table 3



Save

● Sequence Table 6



Parameter table 4



Parameter table 5



Parameter table 6



Parameter table 7



Save


● **Sequence Table 7**



Parameter table 0



Parameter table 1



Parameter table 2



Parameter table 3



Save


● Sequence Table 7



Parameter table 4



Parameter table 5



Parameter table 6



Parameter table 7



Save

● Sequence Table 8



Parameter table 0



Parameter table 1



Parameter table 2



Parameter table 3



Save

● **Sequence Table 8**



Parameter table 4



Parameter table 5



Parameter table 6



Parameter table 7



Save

● Sequence Table 9




Parameter table 0



Parameter table 1



Parameter table 2



Parameter table 3



Save

● Sequence Table 9



Parameter table 4



Parameter table 5



Parameter table 6



Parameter table 7



Save

● Sequence Table 10



Parameter table 0



Parameter table 1



Parameter table 2



Parameter table 3



Save

● Sequence Table 10




Parameter table 4



Parameter table 5



Parameter table 6



Parameter table 7



Save


● Sequence Table 11




Parameter table 0



Parameter table 1



Parameter table 2



Parameter table 3



Save

● **Sequence Table 11**




Parameter table 4



Parameter table 5



Parameter table 6



Parameter table 7



Save

● Sequence Table 12



Parameter table 0



Parameter table 1



Parameter table 2



Parameter table 3



Save

● Sequence Table 12



Parameter table 4



Parameter table 5



Parameter table 6



Parameter table 7



Save

● Sequence Table 13




Parameter table 0



Parameter table 1



Parameter table 2



Parameter table 3



Save

● Sequence Table 13



Parameter table 4



Parameter table 5



Parameter table 6



Parameter table 7



Save

● Sequence Table 14



Parameter table 0



Parameter table 1



Parameter table 2



Parameter table 3



Save

● Sequence Table 14



Parameter table 4



Parameter table 5



Parameter table 6



Parameter table 7



Save

● Sequence Table 15



Parameter table 0



Parameter table 1



Parameter table 2



Parameter table 3



Save

● Sequence Table15



Parameter table 4



Parameter table 5



Parameter table 6



Parameter table 7



Save

● Sequence Table 16



Parameter table 0



Parameter table 1



Parameter table 2



Parameter table 3



Save

● Sequence Table 16



Parameter table 4



Parameter table 5



Parameter table 6



Parameter table 7



Save

● Sequence Table 17



Parameter table 0



Parameter table 1



Parameter table 2



Parameter table 3



Save

● Sequence Table 17



Parameter table 4



Parameter table 5



Parameter table 6



Parameter table 7



Save

● Sequence Table 18



Parameter table 0



Parameter table 1



Parameter table 2



Parameter table 3



Save

● Sequence Table 18



Parameter table 4



Parameter table 5



Parameter table 6



Parameter table 7



Save

● Sequence Table 19



Parameter table 0



Parameter table 1



Parameter table 2



Parameter table 3



Save

● Sequence Table 19



Parameter table 4



Parameter table 5



Parameter table 6



Parameter table 7



Save

● Sequence Table 20



Parameter table 0



Parameter table 1



Parameter table 2



Parameter table 3



Save

● Sequence Table 20



Parameter table 4



Parameter table 5



Parameter table 6




Parameter table 7



Save

● Sequence Table 21



Parameter table 0



Parameter table 1



Parameter table 2




Parameter table 3



Save

● Sequence Table 21



Parameter table 4



Parameter table 5



Parameter table 6



Parameter table 7



Save

● **Sequence Table 22**



Parameter table 0



Parameter table 1



Parameter table 2



Parameter table 3



Save

● Sequence Table 22



Parameter table 4



Parameter table 5



Parameter table 6



Parameter table 7



Save

● Sequence Table 23



Parameter table 0



Parameter table 1



Parameter table 2



Parameter table 3



Save

● Sequence Table 23



Parameter table 4



Parameter table 5



Parameter table 6



Parameter table 7



Save

● Sequence Table 24



Parameter table 0



Parameter table 1



Parameter table 2



Parameter table 3



Save

● Sequence Table 24



Parameter table 4



Parameter table 5



Parameter table 6



Parameter table 7



Save

● Sequence Table 25



Parameter table 0



Parameter table 1



Parameter table 2



Parameter table 3



Save

● Sequence Table 25



Parameter table 4



Parameter table 5



Parameter table 6



Parameter table 7



Save


● Sequence Table 26



Parameter table 0



Parameter table 1



Parameter table 2



Parameter table 3



Save

● Sequence Table 26



Parameter table 4



Parameter table 5



Parameter table 6



Parameter table 7



Save

● Sequence Table 27



Parameter table 0



Parameter table 1



Parameter table 2



Parameter table 3



Save


● Sequence Table 27



Parameter table 4



Parameter table 5



Parameter table 6



Parameter table 7



Save

● Sequence Table 28



Parameter table 0



Parameter table 1



Parameter table 2



Parameter table 3



Save

● Sequence Table 28



Parameter table 4



Parameter table 5



Parameter table 6



Parameter table 7



Save

● Sequence Table 29



Parameter table 0



Parameter table 1



Parameter table 2




Parameter table 3



Save

● Sequence Table 29



Parameter table 4



Parameter table 5



Parameter table 6



Parameter table 7



Save

● Sequence Table 30




Parameter table 0



Parameter table 1



Parameter table 2



Parameter table 3



Save

● Sequence Table 30




Parameter table 4



Parameter table 5



Parameter table 6



Parameter table 7



Save

● Sequence Table 31




Parameter table 0



Parameter table 1



Parameter table 2



Parameter table 3



Save

● Sequence Table 31



Parameter table 4



Parameter table 5



Parameter table 6



Parameter table 7



Save

8. Reading Parameter Changeover Function Parameter Table 0

● Analog Gain



1 Time



2 Times



4 Times



8 Times



Save

● Digital Gain



1 Time



2 Times



4 Times



8 Times



Arbitrary settings

Read the "Hexadecimal input" label of clause 47 after reading arbitrary setting label.



Save

● Exposure Time



QuadVGA : 694us
Other Than QuadVGA : 750us



QuadVGA : 1,416us
Other Than QuadVGA : 1,530us



Arbitrary settings
(Low byte)

Read the "Hexadecimal input" label of clause 47 after reading arbitrary setting label.



Arbitrary settings
(High byte)

Read the "Hexadecimal input" label of clause 47 after reading arbitrary setting label.



Save

● Decode Range X Start Coordinates



Arbitrary settings
(Low byte)

Read the "Hexadecimal input" label of clause 47 after reading arbitrary setting label.



Arbitrary settings
(High byte)

Read the "Hexadecimal input" label of clause 47 after reading arbitrary setting label.

● Decode Range Y Start Coordinates



Arbitrary settings
(Low byte)

Read the "Hexadecimal input" label of clause 47 after reading arbitrary setting label.



Arbitrary settings
(High byte)

Read the "Hexadecimal input" label of clause 47 after reading arbitrary setting label.



Save

● Decode Range X End Coordinates



Arbitrary settings
(Low byte)

Read the "Hexadecimal input" label of clause 47 after reading arbitrary setting label.



Arbitrary settings
(High byte)

Read the "Hexadecimal input" label of clause 47 after reading arbitrary setting label.

● Decode Range Y End Coordinates



Arbitrary settings
(Low byte)

Read the "Hexadecimal input" label of clause 47 after reading arbitrary setting label.



Arbitrary settings
(High byte)

Read the "Hexadecimal input" label of clause 47 after reading arbitrary setting label.



Save

● White Black Reversal Settings



Normal symbols only



Normal symbols and reversed symbols



Reversed symbols only



Save

● Decoder Mode



Level1



Level2



Level3



Level4



Level5



Save

● Filter Setting 1st time



No Filter



Erode (Compression)



Dilate (Expansion)



Open



Save

● Filter Setting 1st time



Close



Histogram Equalization
(Averaging)



Sharpening



Smoothing



Save


● Filter Setting 2nd time



No Filter



Erode (Compression)



Dilate (Expansion)



Open



Save

● Filter Setting 2nd time



Close



Histogram Equalization
(Averaging)



Sharpening



Smoothing



Save


● Filter Setting 3rd time



No Filter



Erode (Compression)



Dilate (Expansion)



Open



Save

● Filter Setting 3rd time



Close



Histogram Equalization
(Averaging)



Sharpening



Smoothing




Save

● Filter setting 4th time



No Filter



Erode (Compression)



Dilate (Expansion)



Open



Save

● Filter setting 4th time



Close



Histogram Equalization
(Averaging)



Sharpening



Smoothing



Save

● **Code39 Enable Setting**



Disabled



Enabled

● **Codabar (NW7) Enable Setting**



Disabled



Enabled

● **Interleaved 2of5 Enable Setting**



Disabled



Enabled



Save

● **Standard 2of5 Enable Setting**



Disabled



Enabled

● **Matrix 2of5 Enable Setting**



Disabled



Enabled

● **IATA 2of5 Enable Setting**



Disabled



Enabled



Save

● **Coop 2of5 Enable Setting**



Disabled



Enabled

● **Scode Enable Setting**



Disabled



Enabled

● **Chinese Post Matrix Enable Setting**



Disabled



Enabled



Save

● **UPC-A Enable Setting**



Disabled



Enabled

● **UPC-E0 Enable Setting**



Disabled



Enabled

● **UPC-E1 Enable Setting**



Disabled



Enabled



Save

● EAN-13 Enable Setting



Disabled



Enabled

● EAN-8 Enable Setting



Disabled



Enabled

● Code128 Enable Setting



Disabled



Enabled



Save

● **GS1-128 Enable Setting**



Disabled



Enabled

● **Code93 Enable Setting**



Disabled



Enabled

● **MSI/Plessey Enable Setting**



Disabled



Enabled



Save

● Italian Pharmacy (Code32) Enable Setting



Disabled



Enabled

● CIP39 Enable Setting



Disabled



Enabled

● Tri-Optic Enable Setting



Disabled



Enabled



Save

● TELEPEN Enable Setting



Disabled



Enabled

● Code11 Enable Setting



Disabled



Enabled

● GS1 Databar Expanded Enable Setting



Disabled



Enabled



Save

● **GS1 Databar Limited Enable Setting**



Disabled



Enabled

● **GS1 Databar Omni-directional Enable Setting**



Disabled



Enabled

● **DataMatrix ECC200 Enable Setting**



Disabled



Enabled



Save

● QR Code Enable Setting



Disabled



Enabled

● Micro QR Code Enable Setting



Disabled



Enabled

● PDF417 Enable Setting



Disabled



Enabled



Save

● Micro PDF417 Enable Setting



Disabled



Enabled

● Composite CC-A/B Enable Setting



Disabled



Enabled

● Composite CC-C Enable Setting



Disabled



Enabled



Save

● GS1 Databar Stacked Omni-directional Enable Setting



Disabled



Enabled

● GS1 Databar Expanded Stacked Enable Setting



Disabled



Enabled

● Japan Postal Code Enable Setting



Disabled



Enabled



Save

9. Capture Function

● Imaging size



QuadVGA



720P



WVGA

● Image quality



High density



Low density



Save

● Number of LED's lit



4 lights (Boost)



Top 2 lights (Boost)



Bottom 2 lights (Boost)




Save

● Number of LED's lit



4 lights (Normal)



Top 2 lights (Normal)



Bottom 2 lights (Normal)



OFF

● Horizontal inversion of the image



None



Flip horizontally



Save

● Auto image save destination



Do not save



Temporary Image
memory



Non-volatile image
memory



Save

● Auto image save



Read Fail image



Read Success image



Read Failure/
Read Success image



Save

10. Auto-tuning function

- Reading parameter table registration destination number



Parameter table 0



Parameter table 1



Parameter table 2



Parameter table 3



Save

● Reading parameter table registration destination number



Parameter table 4



Parameter table 5



Parameter table 6



Parameter table 7




Save

● Tuning mode



High speed mode



Detail Mode

● Exposure time limit value



No Limit



Arbitrary settings
(Low byte)

Read the "Hexadecimal input" label of clause 47 after reading arbitrary setting label.



Arbitrary settings
(High byte)

Read the "Hexadecimal input" label of clause 47 after reading arbitrary setting label.



Save

● **Symbol Registration**



Register additional codes
that were tuned



Register only tuned
symbols

● **White Black Reversal Read**



Normal



Normal/ Reverse



Reverse



Save

● Image Filter



Disabled



Enabled



Save

● Imaging parameters



Prioritize distance range
(near and far)



Prioritize success rate
(applied)



Prioritize distance range
(far)



Prioritize distance range
(near)



Prioritize success rate
(standard)



Save

● Decode Parameter



Prioritize read rate



Standard



Prioritize read performance

● Auto-tuning Reading Timeout



10 s



Arbitrary settings

Read the "Hexadecimal input" label of clause 47 after reading arbitrary setting label.




Save

● Code39 Enable Setting



Disabled



Enabled

● Codabar(NW7) Enable Setting



Disabled



Enabled

● Interleaved 2of5 Enable Setting



Disabled



Enabled



Save

● **Standard 2of5 Enable Setting**



Disabled



Enabled

● **Matrix 2of5 Enable Setting**



Disabled



Enabled

● **IATA 2of5 Enable Setting**



Disabled



Enabled




Save

● **Coop 2of5 Enable Setting**



Disabled



Enabled

● **Scode Enable Setting**



Disabled



Enabled

● **Chinese Post Matrix Enable Setting**



Disabled



Enabled



Save

● **UPC-A Enable Setting**



Disabled



Enabled

● **UPC-E0 Enable Setting**



Disabled



Enabled

● **UPC-E1 Enable Setting**



Disabled



Enabled



Save

● EAN-13 Enable Setting



Disabled



Enabled

● EAN-8 Enable Setting



Disabled



Enabled

● Code128 Enable Setting



Disabled



Enabled



Save

● **GS1-128 Enable Setting**



Disabled



Enabled

● **Code93 Enable Setting**



Disabled



Enabled

● **MSI/Plessey Enable Setting**



Disabled



Enabled



Save

● Italian Pharmacy (Code32) Enable Setting



Disabled



Enabled

● CIP39 Enable Setting



Disabled



Enabled

● Tri-Optic Enable Setting



Disabled



Enabled



Save

● **TELEPEN Enable Setting**



Disabled



Enabled

● **Code11 Enable Setting**



Disabled



Enabled

● **GS1Databar Expanded Enable Setting**



Disabled



Enabled



Save

● **GS1 Databar Limited Enable Setting**



Disabled



Enabled

● **GS1 Databar Omni-directional Enable Setting**



Disabled



Enabled

● **DataMatrix ECC200 Enable Setting**



Disabled



Enabled



Save

● QR Code Enable Setting



Disabled



Enabled

● Micro QR Code Enable Setting



Disabled



Enabled

● PDF417 Enable Setting



Disabled



Enabled



Save

● **Micro PDF417 Enable Setting**



Disabled



Enabled

● **Composite CC-A/B Enable Setting**



Disabled



Enabled

● **Composite CC-C Enable Setting**



Disabled



Enabled



Save

● **GS1 Databar Stacked Omni-directional Enable Setting**



Disabled



Enabled

● **GS1 Databar Expanded Stacked Enable Setting**



Disabled



Enabled

● **Japan Postal Code Enable Setting**



Disabled



Enabled



Save

11. Output data additional information

● Global Prefix



Disabled



Enabled

● Global Suffix



Disabled



Enabled

● Local Prefix



Disable



Enabled



Save

● Local Suffix



Disabled



Enabled

● Data size



Disabled



Enabled

● Elapsed time



Disabled



Enabled



Save

● AIM ID



Disabled




Enabled

● Symbol Length



Disabled



Enabled

● Check digit



Disabled



Enabled



Save

● Label Option



Disabled



Enabled

● Batch output separator specification



Disabled



Enabled

● Output addition when reading failed



Disabled



Enabled



Save

● No response when reading failed



Disabled



Enabled

● Batch output Global prefix suppression



Disabled



Enabled

● Position Information



Disabled



Enabled



Save

● Global Prefix data

Default



None

Other



SOH (01H)



STX (02H)



2nd character=00H



Save

● Global Prefix data (Arbitrary settings)



1st character



2nd character



3rd character



4th character



Save

● Global Prefix data (Arbitrary settings)



5th character



6th character



7th character



8th character



Save

● Global Suffix data
Default



CR



LF



3rd character=00H



Save

● Global Suffix data

Other



ETX (03H)



ETB (17H)



2nd character=00H



Save

● Global Suffix data (Arbitrary settings)



1st character



2nd character



3rd character



4th character



Save

● Global Suffix data (Arbitrary settings)



5th character



6th character



7th character



8th character



Save

● Output string data when reading failed

Default



?



2nd character=00H

Other



N



R



3rd character=00H



Save

● Output string data when reading failed (Arbitrary settings)



1st character



2nd character



3rd character



4th character



Save

● Output string data when reading failed (Arbitrary settings)



5th character



6th character



7th character



8th character



Save

● Batch output separator data (Arbitrary settings)



1st character



2nd character



3rd character



4th character



Save

● Batch output separator data (Arbitrary settings)



5th character



6th character



7th character



8th character



Save

12. Command alias

● Function enabled



Disabled



Enabled



Save

13. Communication command Function

● Check digit addition



Disabled



Enabled

● Uppercase response



Disabled (lowercase)



Enabled (uppercase)

● Prefix

Default



^ (Caret)



2nd character=00H



Save

● Prefix (Arbitrary settings)



1st character



2nd character



3rd character



4th character



Save

● Suffix
Default



CR (0DH)



LF (0AH)



3rd character=00H



Save

● Suffix (Arbitrary settings)



1st character



2nd character



3rd character



4th character



Save

14. Decoder common

- All symbology Reading allowed/prohibited



All symbology reading prohibited



All symbology reading allowed



Save

15. Decoder Code39

● Inspection of check digit



Disabled



Enabled

● Check digit transmitting



Not transmit



Transmit



Save

● Margin rate



Normal



1/7



2/7



3/7



Save

● Margin rate



4/7



5/7



6/7



Save

● Start/stop character transmitting



Disabled



Enabled

● Full ASCII decode



Not convert



Convert



Not read anything
other than full ASCII



Save

● Fixed length A



Arbitrary settings

Read the "Hexadecimal input" label of clause 47 after reading arbitrary setting label.

● Fixed length B



Arbitrary settings

Read the "Hexadecimal input" label of clause 47 after reading arbitrary setting label.



Save

16. Decoder Codabar (NW7)

● Inspection of check digit



Disabled




Enabled

● Check digit transmitting



Not transmit



Transmit



Save

● Margin rate




Normal



1/7



2/7



3/7



Save

● Margin rate



4/7



5/7



6/7

● Start/stop character transmitting



Disabled



Enabled



Save

● Start/stop type



ABCD/ABCD



abcd/abcd



ABCD/TN*E



abcd/tn*e



DC1-4/DC1-4



Save

● Start/stop identical check



Disabled



Enabled

● Check digit type selection



Modulus 16
(AIM compliant)



Modulus 11
weight pattern 1



Modulus 11
weight pattern 2




Modulus 10
weight 1, 2




Save

● Check digit type selection



Modulus 10
weight 1, 2 (Luhn)



Modulus 10
weight 3



7Check

● CLSI editing



Disabled



Enabled




Save

● **Linked code format**



No Link



ABC format



CX format

● **Fixed length A**



Arbitrary settings

Read the "Hexadecimal input" label of clause 47 after reading arbitrary setting label.

● **Fixed length B**



Arbitrary settings

Read the "Hexadecimal input" label of clause 47 after reading arbitrary setting label.



Save

17. Decoder Interleaved 2of5

● Inspection of check digit



Disabled




Enabled

● Check digit transmitting



Not transmit



Transmit



Save

● Margin rate



Normal



1/7



2/7



3/7



Save

● Margin rate



4/7



5/7



6/7

● Check digit type selection



USS



OPCC




Save

● EAN-13 conversion



Disabled



Enabled

● Fixed length A



Arbitrary settings

Read the "Hexadecimal input" label of clause 47 after reading arbitrary setting label.

● Fixed length B



Arbitrary settings

Read the "Hexadecimal input" label of clause 47 after reading arbitrary setting label.



Save

18. Decoder Standard 2of5

● Inspection of check digit



Disabled




Enabled

● Check digit transmitting



Not transmi



Transmit




Save

● Margin rate



Normal



1/7



2/7



3/7



Save

● Margin rate



4/7



5/7



6/7

● Inter-character gap check



Disabled



Enabled



Save

● Fixed length A



Arbitrary settings

Read the "Hexadecimal input" label of clause 47 after reading arbitrary setting label.

● Fixed length B



Arbitrary settings

Read the "Hexadecimal input" label of clause 47 after reading arbitrary setting label.



Save

19. Decoder Matrix2of5

● Inspection of check digit



Disabled




Enabled

● Check digit transmitting



Not transmit



Transmit



Save

● Margin rate



Normal



1/7



2/7



3/7



Save

● Margin rate



4/7



5/7



6/7

● Fixed length A



Arbitrary settings

Read the "Hexadecimal input" label of clause 47 after reading arbitrary setting label.

● Fixed length B



Arbitrary settings

Read the "Hexadecimal input" label of clause 47 after reading arbitrary setting label.



Save

20. Decoder IATA 2of5

● Inspection of check digit



Disabled



Enabled

● Check digit transmitting



Not transmit



Transmit



Save

● Margin rate



Normal



1/7



2/7



3/7



Save

● Margin rate



4/7



5/7



6/7

● Fixed length A



Arbitrary settings

Read the "Hexadecimal input" label of clause 47 after reading arbitrary setting label.

● Fixed length B



Arbitrary settings

Read the "Hexadecimal input" label of clause 47 after reading arbitrary setting label.



Save

21. Decoder Coop2of5

● Inspection of check digit



Disabled



Enabled

● Check digit transmitting



Not transmit



Transmit




Save

● Margin rate



Normal



1/7



2/7



3/7




Save

● Margin rate



4/7



5/7



6/7

● Fixed length A



Arbitrary settings

Read the "Hexadecimal input" label of clause 47 after reading arbitrary setting label.

● Fixed length B



Arbitrary settings

Read the "Hexadecimal input" label of clause 47 after reading arbitrary setting label.



Save

22. Decoder Scode

● Inspection of check digit



Disabled




Enabled

● Check digit transmitting



Not transmit



Transmit



Save

● Margin rate



Normal



1/7



2/7



3/7



Save

● Margin rate



4/7



5/7



6/7

● Interleaved 2of5 format conversion



Disabled



Enabled



Save

● Fixed length A



Arbitrary settings

Read the "Hexadecimal input" label of clause 47 after reading arbitrary setting label.

● Fixed length B



Arbitrary settings

Read the "Hexadecimal input" label of clause 47 after reading arbitrary setting label.



Save

23. Decoder Chinese Post Matrix

● Inspection of check digit



Disabled



Enabled

● Check digit transmitting



Not transmit



Transmit



Save

● Margin rate



Normal



1/7



2/7



3/7



Save

● Margin rate



4/7



5/7



6/7

● Fixed length A



Arbitrary settings

Read the "Hexadecimal input" label of clause 47 after reading arbitrary setting label.

● Fixed length B



Arbitrary settings

Read the "Hexadecimal input" label of clause 47 after reading arbitrary setting label.



Save

24. Decoder UPC-A

● Inspection of check digit



Disabled




Enabled

● Check digit transmitting



Not transmit



Transmit



Save

● Margin rate



Normal



1/7



2/7



3/7



Save

● Margin rate



4/7



5/7



6/7



Save

● Reading with supplement



Prohibited



2 digits only



5 digits only



2 digits/5 digits

● Transmitting "0" at the beginning



Not transmit



Transmit



Save

● EAN-13 conversion



Disabled



Enabled



Save

25. Decoder UPC-E0

● Inspection of check digit



Disabled



Enabled

● Check digit transmitting



Not transmit



Transmit



Save

● Margin rate



Normal



1/7



2/7



3/7



Save

● Margin rate



4/7



5/7



6/7



Save

● Reading with supplement



Prohibited



2 digits only



5 digits only



2 digits/5 digits

● Number system characters



Not transmit



Transmit



Save

● EAN-13 conversion



Disabled



Enabled

● UPC-A conversion



Disabled



Enabled



Save

26. Decoder UPC-E1

● Inspection of check digit



Disabled



Enabled

● Check digit transmitting



Not transmit



Transmit



Save

● Margin rate



Normal



1/7



2/7



3/7



Save

● Margin rate



4/7



5/7



6/7



Save

● Reading with supplement



Prohibited



2 digits only



5 digits only



2 digits/5 digits

● Number system characters



Not transmit



Transmit



Save

● EAN-13 conversion



Disabled




Enabled

● UPC-A conversion



Disabled



Enabled



Save

27. Decoder EAN-13

● Inspection of check digit



Disabled



Enabled

● Check digit transmitting



Not transmit



Transmit



Save

● Margin rate



Normal



1/7



2/7




3/7



Save

● Margin rate



4/7



5/7



6/7



Save

● Reading with supplement



Prohibited



2 digits only



5 digits only



2 digits/5 digits

● Active supplement/Japan 491: (periodical code)



Disabled



Enabled



Save

● Active supplement/ISSN 977



Disabled



Enabled

● Active supplement/bookland 978,979



Disabled



Enabled

● Active supplement/France 378/379



Disabled



Enabled



Save

● Active supplement/Germany 414,419,434,439



Disabled




Enabled

● ISBN option



Disabled



Read only ISBN



Output all including non-
ISBN



Save

● ISSN option



Disabled



Read only ISSN



Output all including non-ISSN



Save

● ISMN option



Disabled



Read only ISMN



Output all including non-ISMN

● Japanese book 2 step code



Disabled



Enabled



Save

28. Decoder EAN-8

● Inspection of check digit



Disabled



Enabled

● Check digit transmitting



Not transmit



Transmit



Save

● Margin rate



Normal



1/7



2/7



3/7



Save

● Margin rate



4/7



5/7



6/7



Save

● Reading with supplement



Prohibited



2 digits only



5 digits only



2 digits/5 digits

● EAN-13 conversion



Disabled



Enabled



Save

29. Decoder Code128

● Inspection of check digit



Disabled




Enabled

● Margin rate



Normal



1/7



2/7



3/7



Save

● Margin rate



4/7



5/7



6/7

● Fixed length A



Arbitrary settings

Read the "Hexadecimal input" label of clause 47 after reading arbitrary setting label.

● Fixed length B



Arbitrary settings

Read the "Hexadecimal input" label of clause 47 after reading arbitrary setting label.



Save

30. Decoder GS1-128

● Output mode



Normal



AI recognition mode

● FNC1/GS conversion



Disabled



Enabled

● AI output



Disabled



Enabled



Save

● AI parenthesis additional output



Disabled



Enabled

● Date data zero suppression



Disabled



Enabled

● Decimal point insertion



Disabled



Enabled



Save

● Fixed length A



Arbitrary settings

Read the "Hexadecimal input" label of clause 47 after reading arbitrary setting label.

● Fixed length B



Arbitrary settings

Read the "Hexadecimal input" label of clause 47 after reading arbitrary setting label.



Save

31. Decoder Code93

● Inspection of check digit



Disabled



Enabled

● Margin rate



Normal



1/7



2/7



3/7



Save

● Margin rate



4/7



5/7



6/7

● Fixed length A



Arbitrary settings

Read the "Hexadecimal input" label of clause 47 after reading arbitrary setting label.

● Fixed length B



Arbitrary settings

Read the "Hexadecimal input" label of clause 47 after reading arbitrary setting label.



Save

32. Decoder MSI/Plessey

● Inspection of check digit



Disabled



Enabled

● Check digit transmitting



Not transmit



1 digit transmit



2 digits transmit



Save

● Margin rate



Normal



1/7



2/7



3/7



Save

● Margin rate



4/7



5/7



6/7




Save

● Check digit type selection



MOD10



MOD10+MOD10



MOD10+MOD11



MOD11+MOD10

● Fixed length A



Arbitrary settings

Read the "Hexadecimal input" label of clause 47 after reading arbitrary setting label.

● Fixed length B



Arbitrary settings

Read the "Hexadecimal input" label of clause 47 after reading arbitrary setting label.



Save

33. Decoder Italian Pharmacy (Code32)

● Inspection of check digit



Disabled



Enabled

● Check digit transmitting



Not transmit



Transmit

● Transmit prefix A



Disabled



Enabled



Save

34. Decoder CIP39

● Inspection of check digit



Disabled




Enabled

● Check digit transmitting



Not transmit



Transmit

● Start/stop character transmitting



Not transmit



Transmit



Save

35. Decoder Tri-Optic

- Start/stop character transmitting



Not transmit



Transmit



Save

36. Decoder TELEPEN

● Inspection of check digit



Disabled



Enabled

● Check digit transmitting



Not transmit



Transmit

● ASCII mode



Disabled



Enabled



Save

● VTFF conversion



Disabled



Enabled

● SISO conversion



Disabled



Enabled

● Fixed length A



Arbitrary settings

Read the "Hexadecimal input" label of clause 47 after reading arbitrary setting label.

● Fixed length B



Arbitrary settings

Read the "Hexadecimal input" label of clause 47 after reading arbitrary setting label.



Save

37. Decoder Code11

● Inspection of check digit



Disabled



Enabled

● Check digit transmitting



Not transmit



Transmit



Save

● End Margin Rate



Normal



1/7



2/7



3/7



Save

● End Margin Rate



4/7



5/7



6/7



Save

● Check digit type selection



Auto: Less than 10 characters TypeC



TypeC (1 digit)



TypeK (1 digit)



TypeC+K

● Fixed length A



Arbitrary settings

Read the "Hexadecimal input" label of clause 47 after reading arbitrary setting label.

● Fixed length B



Arbitrary settings

Read the "Hexadecimal input" label of clause 47 after reading arbitrary setting label.



Save

38. Decoder GS1 Databar Expanded

● Fixed length A



Arbitrary settings

Read the "Hexadecimal input" label of clause 47 after reading arbitrary setting label.

● Fixed length B



Arbitrary settings

Read the "Hexadecimal input" label of clause 47 after reading arbitrary setting label.



Save

39. Decoder GS1 Databar Expanded stack

● Fixed length A



Arbitrary settings

Read the "Hexadecimal input" label of clause 47 after reading arbitrary setting label.

● Fixed length B



Arbitrary settings

Read the "Hexadecimal input" label of clause 47 after reading arbitrary setting label.



Save

40. Decoder PDF417

● Fixed length A



Arbitrary settings
(Low byte)

Read the "Hexadecimal input" label of clause 47 after reading arbitrary setting label.



Arbitrary settings
(High byte)


Read the "Hexadecimal input" label of clause 47 after reading arbitrary setting label.

● Fixed length B



Arbitrary settings
(Low byte)

Read the "Hexadecimal input" label of clause 47 after reading arbitrary setting label.



Arbitrary settings
(High byte)

Read the "Hexadecimal input" label of clause 47 after reading arbitrary setting label.



Save

41. Decoder Micro PDF417

● Code128 Emulation Mode



Disabled



Enabled

● Fixed length A



Arbitrary settings
(Low byte)

Read the "Hexadecimal input" label of clause 47 after reading arbitrary setting label.



Arbitrary settings
(High byte)

Read the "Hexadecimal input" label of clause 47 after reading arbitrary setting label.

● Fixed length B



Arbitrary settings
(Low byte)

Read the "Hexadecimal input" label of clause 47 after reading arbitrary setting label.



Arbitrary settings
(High byte)

Read the "Hexadecimal input" label of clause 47 after reading arbitrary setting label.



Save

42. Decoder DataMatrix

● Rectangular code



Disabled



Enabled

● Mirror inversion code



Disabled



Enabled



Save

● Fixed length A



Arbitrary settings
(Low byte)

Read the "Hexadecimal input" label of clause 47 after reading arbitrary setting label.



Arbitrary settings
(High byte)

Read the "Hexadecimal input" label of clause 47 after reading arbitrary setting label.

● Fixed length B



Arbitrary settings
(Low byte)

Read the "Hexadecimal input" label of clause 47 after reading arbitrary setting label.



Arbitrary settings
(High byte)

Read the "Hexadecimal input" label of clause 47 after reading arbitrary setting label.



Save

43. Decoder QR Code

● Fixed length A



Arbitrary settings
(Low byte)

Read the "Hexadecimal input" label of clause 47 after reading arbitrary setting label.



Arbitrary settings
(High byte)


Read the "Hexadecimal input" label of clause 47 after reading arbitrary setting label.

● Fixed length B



Arbitrary settings
(Low byte)

Read the "Hexadecimal input" label of clause 47 after reading arbitrary setting label.



Arbitrary settings
(High byte)

Read the "Hexadecimal input" label of clause 47 after reading arbitrary setting label.



Save

44. Decoder Micro QR Code

● Fixed length A



Arbitrary settings
(Low byte)

Read the "Hexadecimal input" label of clause 47 after reading arbitrary setting label.



Arbitrary settings
(High byte)


Read the "Hexadecimal input" label of clause 47 after reading arbitrary setting label.

● Fixed length B



Arbitrary settings
(Low byte)

Read the "Hexadecimal input" label of clause 47 after reading arbitrary setting label.



Arbitrary settings
(High byte)

Read the "Hexadecimal input" label of clause 47 after reading arbitrary setting label.



Save

45. Decoder COMPOSITE CC-A/CC-B/CC-C

● Micro PDF417 (CC-A/B) Output



If unable to read the barcode, output Micro PDF417 data



Output only if both are read

● PDF417 (CC-C) Output



If unable to read the barcode, output PDF417 data



Output only if both are read



Save

● **GS1DataBar Output**



Disable reading of GS1
Databar Composite



If unable to read PDF417/
Micro PDF417



Output only if both are
read



Save

● **GS1-128 Output**



Disable reading of GS1-128 Composite



If unable to read PDF417/
Micro PDF417, output
barcode data



Output only if both are
read

● **WPC Output**



Disable reading of WPC
Composite



If unable to read PDF417/
Micro PDF417,
output barcode data



Save

46. Decoder JAPAN postal

● Fixed length A



Arbitrary settings

Read the "Hexadecimal input" label of clause 47 after reading arbitrary setting label.

● Fixed length B




Arbitrary settings

Read the "Hexadecimal input" label of clause 47 after reading arbitrary setting label.



Save

47. Hexadecimal input



0



1



2



3



Cancel



Decision



Save



4



5



6



7




Cancel



Decision



Save



8



9



A



B



Cancel



Decision




Save



C



D



E



F



Cancel



Decision



Save

Revision history

Edition	Published	Revised content	
		Page	Points
1st	2017.5		

WB2F 2D Code Scanner

Menu Sheet

- B-1962(0)
- Published: May 2017 1st edition
- 6-64, Nishi-Miyahara 2-Chome, Yodogawa-ku, Osaka, Japan

IDEC CORPORATION © 2017 IDEC CORPORATION All Rights Reserved.

- The specifications and content in this manual may be changed without prior notification.
- Reproduction of this manual without prior permission is prohibited. All rights reserved.

IDEC CORPORATION

 www.idec.com

Head Office

6-64, Nishi-Miyahara-2-Chome, Yodogawa-ku, Osaka 532-0004, Japan

USA	IDEC Corporation	Tel: +1-408-747-0550	opencontact@idec.com	Hong Kong	IDEC Izumi (H.K.) Co., Ltd.	Tel: +852-2803-8989	info@hk.idec.com
Australia	IDEC Australia Pty. Ltd.	Tel: +61-3-8523-5900	sales@au.idec.com	China/Shanghai	IDEC (Shanghai) Corporation	Tel: +86-21-6135-1515	idec@cn.idec.com
Germany	IDEC Electrotechnik GmbH	Tel: +49-40-25 30 54 - 0	service@eu.idec.com	China/Shenzen	IDEC (Shenzen) Corporation	Tel: +86-755-8356-2977	idec@cn.idec.com
Singapore	IDEC Izumi Asia Pte. Ltd.	Tel: +65-6746-1155	info@sg.idec.com	China/Beijing	IDEC (Beijing) Corporation	Tel: +86-10-6581-6131	idec@cn.idec.com
Thailand	IDEC Asia (Thailand) Co., Ltd	Tel: +66-2-392-9765	sales@th.idec.com	Japan	IDEC Corporation	Tel: +81-6-6398-2527	marketing@idec.co.jp
Taiwan	IDEC Taiwan Corporation	Tel: +886-2-2698-3929	service@tw.idec.com				

Specifications and other descriptions in this brochure are subject to change without notice.
2017 IDEC Corporation, All Rights Reserved.

B-1962(0) MAY 2017





IDEC CORPORATION